



Designed to empower.

Product advantages

- 01 Maximum flexibility
- 02 Backup power for every situation
- 03 Built-in freedom
- 04 Easy to install
- 05 Support & tools

Sustainable, reliable, future-proof: With our Fronius GEN24 inverter as the core of a PV system, you can produce your own energy flexibly and cheaply. The Fronius GEN24 Plus hybrid inverter even enables the connection of a battery storage system so that you can use the solar energy you produce for electricity, heating, cooling and e-mobility. Full solar power for your personal energy revolution with the **Fronius GEN24** and **Fronius GEN24 Plus**. **Designed to empower.**

The core of the PV system

01 Maximum flexibility

With the Fronius GEN24 or Fronius GEN24 Plus as the core of your PV system, you will not only be starting your own energy revolution, you will also gain access to all the possibilities and advantages of solar energy. With "Fronius UP", your PV system becomes even more flexible. A software update turns the Fronius GEN24 into our Fronius GEN24 Plus hybrid inverter.

02 Backup power for every situation

Reliable energy supply: The Fronius GEN24 offers with "PV Point" an integrated basic backup power function. With the Fronius GEN24 Plus, you can choose "PV Point" or, with "Full Backup"*[†], a backup power supply for the entire household.

03 Built-in freedom

The Fronius GEN24 and Fronius GEN24 Plus have open interfaces. This means third-party components can be easily integrated in the system – for a customised PV system.

04 Easy to install

Saves time and money: Quick and reliable installation with 180° quick release screws, push-in tension clamp terminals and a well thought-out wall mounting system.

05 Support & tools

Endless support: Efficient Fronius solutions are available free of charge to help with planning, installation and system monitoring. This increases customer satisfaction and minimises maintenance expense.

Fronius GEN24 is available in two versions:

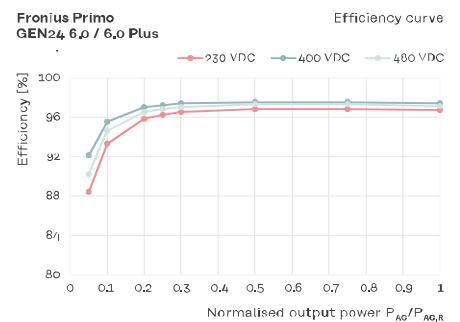
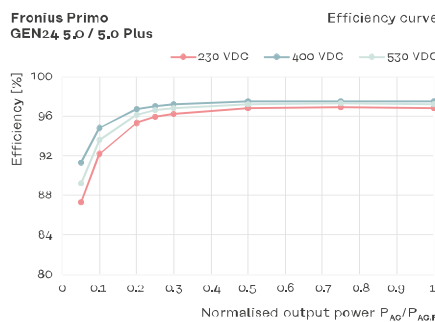
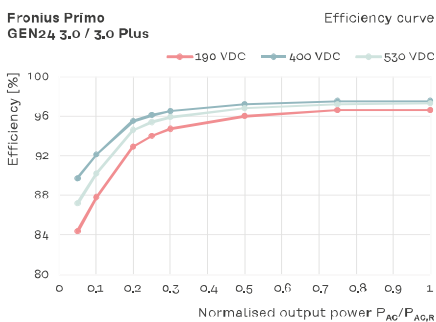
- Inverter: **Fronius GEN24**
- Hybrid inverter: **Fronius GEN24 Plus**



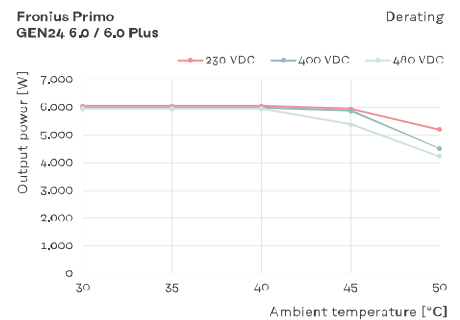
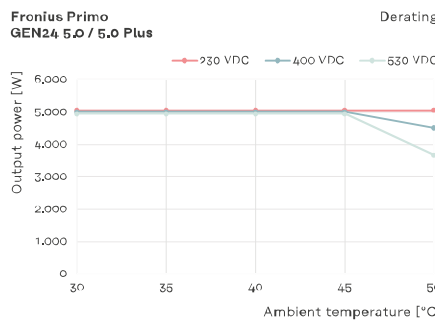
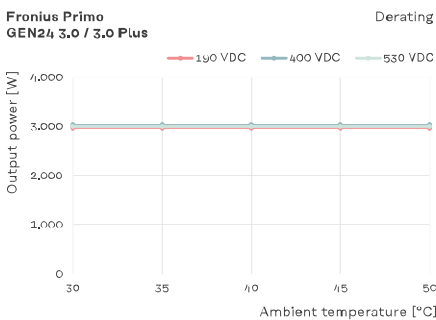
Impressive performance data

The Fronius GEN24 and Fronius GEN24 Plus stand out thanks to maximum efficiency and maximum output at high temperatures.

Efficiency



Power derating



* Available on the Fronius Primo GEN24 Plus

Technical data

4.6/5.0/6.0 kW

			Primo GEN24/GEN24 Plus								
			4.6		5.0		6.0				
Input data	Number of MPP trackers		2		2		2				
	DC input voltage range (V _{DC min} - V _{DC max})	V	65 - 600		65 - 600		65 - 600				
	Nominal input voltage (V _{DC,r})	V	400		400		400				
	Feed-in start voltage (V _{DC start})	V	80		80		80				
	Usable MPP voltage range	V	65 - 530		65 - 530		65 - 480				
			MPPT1	MPPT2	MPPT1	MPPT2	MPPT1	MPPT2			
	Max. usable input current (I _{DC max})	A	22	12	22	12	22	12			
	Max. short circuit current, module array	A	33	18	33	18	33	18			
	Number of DC connections		2	2	2	2	2	2			
			MPPT1	MPPT2	Total	MPPT1	MPPT2	Total	MPPT1	MPPT2	Total
	Max. usable DC output	W	4,750	4,750	4,750	5,170	5,170	5,170	6,200	5,760	6,200
Max. PV generator output	kW _{peak}	5.75	4.75	6.9	6.25	5.17	7.5	7.5	5.76	9	

Output data	AC rated power (P _{AC,r})	W	4,600		5,000		6,000				
	Apparent power	VA	4,600		5,000		6,000				
	Max. output power	VA	4,600		5,000		6,000				
			220 VAC	230 VAC	220 VAC	230 VAC	220 VAC	230 VAC			
	Nominal AC output current (@ 220/230 V)	A	20.9	20	22.7	21.7	27.3	26.1			
	Grid connection (V _{AC,r})	V	1- EN 220/230 (+20%/-30%)								
	Frequency (frequency range f _{min} - f _{max})	Hz	50/60 (45 - 65)								
	Total harmonic distortion	%	< 2		< 2		< 2				
	Power factor (cos φ _{AC,r})		0.8 - 1 ind. / cap.								

Output data PV Point	Nominal output power PV Point	VA	3,000		3,000		3,000				
	PV Point grid connection	V	1- EN 220/230								
	Switchover time	sec.	< 90		< 90		< 90				

 **Full Backup emergency power and battery function only available with GEN24 Plus**

			Primo GEN24 Plus								
			4.6		5.0		6.0				
Output data FULL Backup ¹	Nominal Full Backup output power	VA	4,600		5,000		6,000				
	Full Backup grid connection	V	1- EN 220/230								
	Switchover time	sec.	< 90		< 90		< 90				

Battery connection	Number of DC inputs		1		1		1				
	Max. input current (I _{DC max})	A	22		22		22				
	DC input voltage range (V _{DC min} - V _{DC max})	V	150 - 455		150 - 455		150 - 455				
	DC battery connection technology		1 × BATT+ and 1 × BATT- push-in tension clamp terminals 2,5 - 10 mm ²								
	Max. DC input/output power ²	W	4,750		5,170		6,200				
	Max. charging power with AC coupling ²	W	4,600		5,000		6,000				
	Compatible batteries		BYD Battery-Box Premium HVS/HVM ³								

¹ The Full Backup option is available for the Primo GEN24 3.0-6.0 Plus. For Full Backup, additional external components are required for the switching procedure. For more information on this, see the operating instructions.

² Dependent on the connected battery

³ Excluding HVS 10.2, HVS 12.8, HVM 8.3 and HVM 22.1

			Primo GEN24/GEN24 Plus		
			4.6	5.0	6.0
General data	Dimensions (height × width × depth)	mm	530 × 474 × 165		
	Weight (inverter/with packaging)	kg	15.4/19	15.4/19	15.4/19
	Degree of protection		IP 66	IP 66	IP 66
	Safety class		1	1	1
	Night-time consumption	W	< 10	< 10	< 10
	Overvoltage category (DC/AC) ⁴		2/3	2/3	2/3
	Inverter concept		Transformerless		
	Cooling		Active Cooling Technology		
	Installation		Indoor and outdoor installation		
	Ambient temperature range	°C	-40 to +60	-40 to +60	-40 to +60
	Permissible humidity	%	0 - 100	0 - 100	0 - 100
	Noise emissions	dB (A)	< 42	< 42	< 42
	Max. altitude	m	4,000	4,000	4,000
	DC PV connection technology		4 × DC+ and 4 × DC- push-in tension clamp terminals 2,5 - 10 mm ²		
	AC connection technology		3-pin AC push-in tension clamp terminals 2,5 - 10 mm ² 3-pin backup power push-in tension clamp terminals 1,5 - 10 mm ² 2 × PE screw terminals 2,5 - 16 mm ² and 3 × 2,5 - 10 mm ²		
	Certificates and compliance with standards		IEC 62109, IEC 62909, AS/NZS 4777.2, CEI 0-21, ABNT BNR 16149 und 16150, IEC 62116, IEC 61727 ⁵		
Backup power functions ⁶		PV Point and Full Backup			
Producing country		Austria			
Life Cycle Assessment		According to ÖNORM EN ISO 14040 and 14044 (verified by employees of Fraunhofer IZM)			
Efficiency	Maximum efficiency	%	97.6	97.6	97.6
	European efficiency (ηEU)	%	96.8	97.0	97.1
	MPP adjustment efficiency	%	> 99.9	> 99.9	> 99.9
Protective devices	DC isolation measurement		Integrated		
	Overload performance		Operating point adjustment, power limitation		
	DC disconnect		Integrated		
	Reverse polarity protection		Integrated		
Interfaces	Wi-Fi / 2 × Ethernet LAN		Fronius Solar.web, Modbus TCP SunSpec, Fronius Solar API (JSON)		
	6 digital inputs 6 digital inputs/outputs		Interface to ripple control receiver, energy management		
	Emergency shutdown (WSD)		Integrated		
	Datalogger and web server		Integrated		
	2 × RS485		Modbus RTU SunSpec (third-party provider) / Fronius Smart Meter, Battery (GEN24 Plus), Fronius Ohmpilot		

⁴ As per IEC 62109-1. Optional, upgradable surge protection device DC SPD type 1+2 for 2 MPP tracker with the following item number: 4,240,313,CK

⁵ You can find the current certificates at www.fronius.com/primo-gen24-plus-cert

⁶ Full Backup emergency power and battery function only available with GEN24 Plus

For more information on the availability of the inverters in your country, go to www.fronius.com.

More information at www.fronius.com/gen24